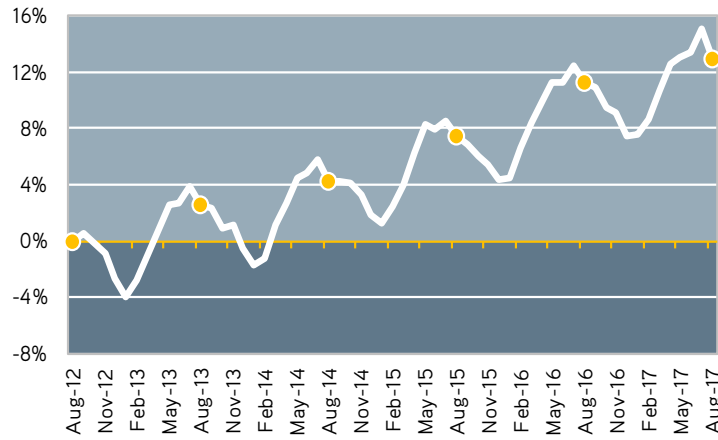


LABOR MARKET OVERVIEW

Regional Labor Market Snapshot

5-Year Percent Change in Number Employed*



Capital Area Region

Source: LAUS, Labor & Economic Analysis, NC Dept. of Commerce

Trending

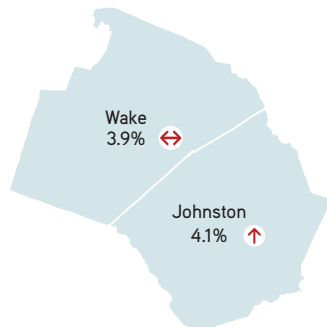
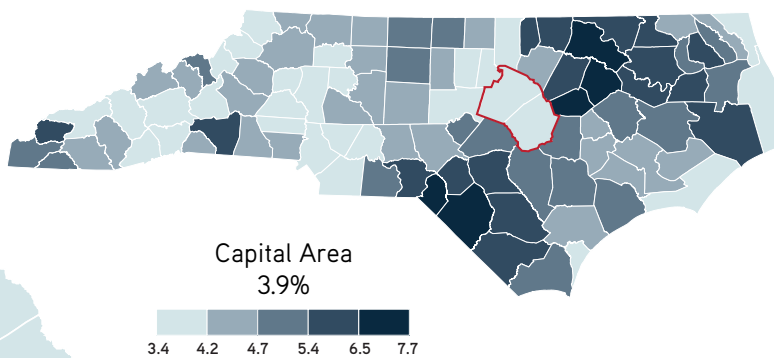
UNEMPLOYMENT*

August 2017

Capital Area Total = 26,014

	Current	Previous
Region	3.9%	3.9%
NC	4.5%	4.5%
US	4.5%	4.6%

August 2017 Unemployment Rates*



Capital Area
3.9%

3.4 4.2 4.7 5.4 6.5 7.7

	Labor Force	Employed	Unemployed
Johnston	93,307	89,453	3,854
Wake	574,524	552,364	22,160

REGIONAL EMPLOYMENT*

Capital Area Total = 641,817

8,073 Fewer People Working
in August than previous month

20,192 More People Working
than same period one year ago

METRO JOB GROWTH*

Raleigh Total = 626,400

6,300 More Jobs
in August than previous month

21,100 More Jobs
than same period one year ago

Community Investment Report Top Announced Projects 2nd Quarter 2017

County	Company	Announced Jobs
Wake	Credit Suisse	1,200
Wake	Trilliant, Inc	130
Wake	Hoganas Environmental Solutions, LLC	77
Wake	Infoamerica	50
Johnston	Selma Precision Technologies	38
Johnston	Metallum Recycling	25
Wake	Field2Base	20

TAXABLE RETAIL SALES

Capital Area Total = \$1,732,921,806

18% Higher
than same period one year ago

Source: NC Dept. of Revenue
Note: August 2017 data most current available at time of release.

ONLINE JOB ADS

44,958 Online Advertised Vacancies
over past 90 days

4,803 Fewer Vacancies
than same period one year ago

Source: The Conference Board Help Wanted Online

*August 2017 data are preliminary, previous month's data are revised while all other data have undergone annual revision. All data produced in this publication are generated by LEAD unless otherwise stated.

This workforce product was funded by a grant awarded by the U.S. Department of Labor's Employment and Training Administration. For more information, please visit <http://www.nccommerce.com/lead/lmo>.