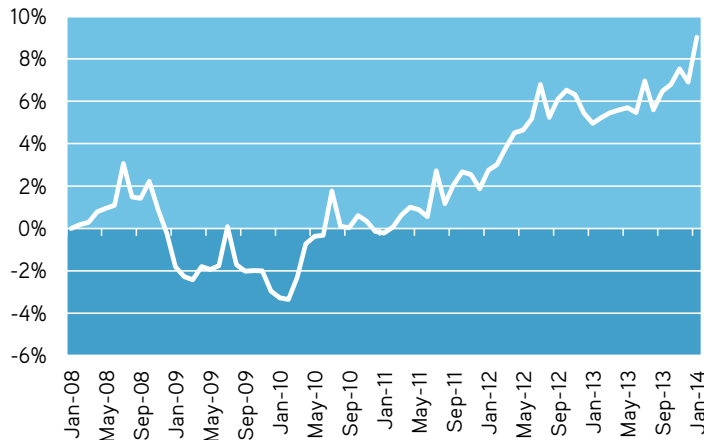


LABOR MARKET OVERVIEW

Regional Labor Market Snapshot

5-Year Percent Change in Employment*

Capital Area Region



Trending

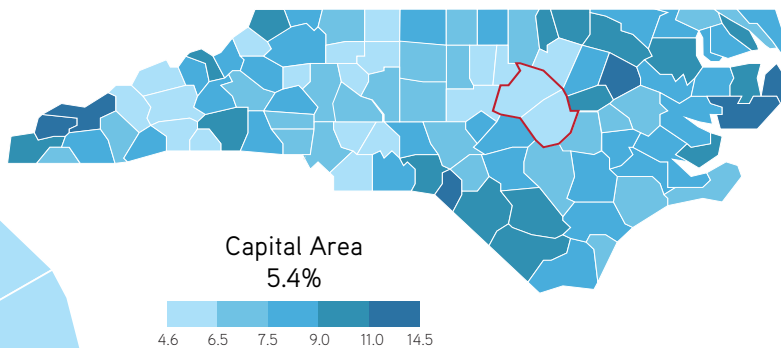
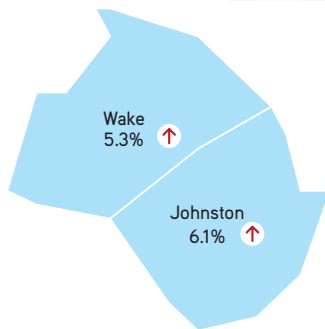
UNEMPLOYMENT*

January 2014

Capital Area Total = 31,449

	Capital Area	5.4%
	North Carolina	7.0%
	United States	7.0%

January 2014 Unemployment Rates*



Capital Area
5.4%

4.6 6.5 7.5 9.0 11.0 14.5

	Labor Force	Employed	Unemployed
Johnston	82,481	77,422	5,059
Wake	497,753	471,363	26,390

REGIONAL EMPLOYMENT*

Capital Area Total = 548,785

10,628 More People Working
in January than previous month

20,462 More People Working
than same period 1 year ago

CLAIMS TAKING ACTIVITY

Initial Claims Total = 3,008

19% Increase in Claims
in January than previous month

Benefits Paid Total = \$4,699,481

19% Decrease in Payments
in January than previous month

Duration of Claims Grew 1% to 17.5
in January vs. previous month

Community Investment Report Top Announced Projects October 2013—December 2013

County	Company	Announced Jobs
Wake	Teleflex Incorporated	115
Wake	3 Phoenix, Inc.	73
Wake	Mann + Hummel	55

Who's Hiring

past 90 days from March 4, 2014

- WakeMed 370
- MetLife, Inc. 334

What Jobs

past 90 days from March 4, 2014

- Network & Computer Systems Admin. 1,346
- Software Developers, Applications 1,289

Source: The Conference Board Help Wanted Online

Source: The Conference Board Help Wanted Online

Note: All data produced in this publication are generated by LEAD unless otherwise stated.

*2014 data are preliminary, while 2013 data are revised. All other reported data have undergone annual revision.

INDIVIDUALS RECEIVING BENEFITS

Capital Area Total = 5,117

6% Decrease in Claimants
in January than previous month

AVAILABLE JOBS

41,862 Jobs Posted Online
over the past 90 days

15,036 Less Job Openings
than same period 1 year ago

Source: The Conference Board Help Wanted Online