

# LABOR MARKET OVERVIEW



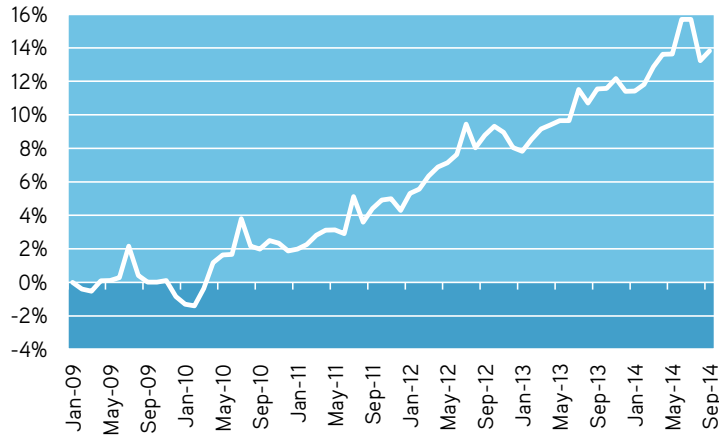
Capital Area Workforce Development Board

November 2014

## Regional Labor Market Snapshot

### 5-Year Percent Change in Employment\*

Capital Area Region



## Trending

### UNEMPLOYMENT\*

September 2014

Capital Area Total = 29,188



Capital Area 4.9%

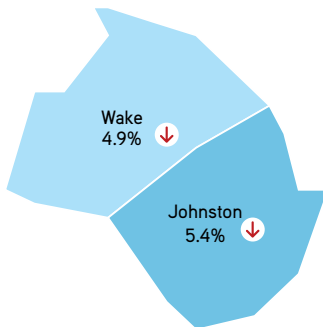
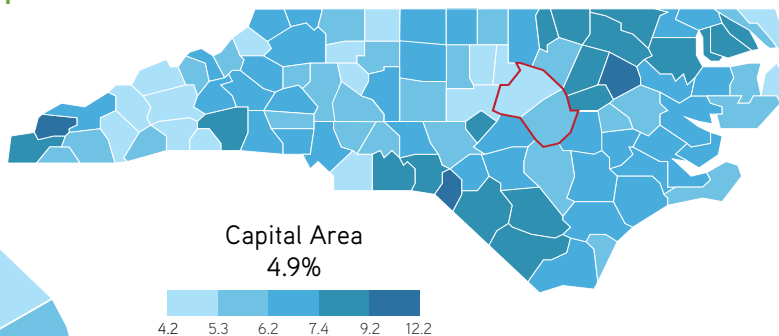


North Carolina 6.1%



United States 5.7%

### September 2014 Unemployment Rates\*



Capital Area  
4.9%

4.2 5.3 6.2 7.4 9.2 12.2

	Labor Force	Employed	Unemployed
Johnston	83,849	79,289	4,560
Wake	507,356	482,728	24,628

### REGIONAL EMPLOYMENT\*

Capital Area Total = 562,017

**2,871 More People Working**  
in September than previous month

**11,240 More People Working**  
than same period one year ago

### CLAIMS-TAKING ACTIVITY

Initial Claims Total = 2,086

**2% Increase in Claims**  
in September over previous month

Benefits Paid Total = \$4,022,741

**9% Increase in Payments**  
in September over previous month

**Duration of Claims Down 4% to 15.0**  
in September over previous month

### Who's Hiring

past 90 days from Oct. 27, 2014

• IBM	937
• State of North Carolina	739
• WakeMed	704
• Randstad	614
• Cisco	509
• Robert Half International	448
• Oracle Corporation	393
• CTG - Computer Task Group	273

### What Jobs

past 90 days from Oct. 27, 2014

• Software Developers, Applications	1,901
• Network & Computer Systems Admin.	1,790
• Web Developers	1,442
• Retail Salespersons	1,152
• Computer Systems Analysts	1,132
• Heavy & Tractor-Trailer Truck Drivers	1,024
• Computer User Support Specialists	992
• Registered Nurses	898

### INDIVIDUALS RECEIVING BENEFITS

Capital Area Total = 3,817

**3% Decrease in Claimants**  
in September over previous month

### AVAILABLE JOBS

**49,332 Jobs Posted Online**  
over past 90 days

**7,445 Less Job Openings**  
than same period one year ago

Source: The Conference Board Help Wanted Online

Source: The Conference Board Help Wanted Online

Note: All data produced in this publication are generated by LEAD unless otherwise stated.

\*September 2014 data are preliminary, while other 2014 data are revised. All other reported data have undergone annual revision.

Capital Area Workforce Development Board | 919.856.6040 | capitalareawdb@wakegov.com

NC Department of Commerce | Labor & Economic Analysis Division | 919.707.1500 | lead@nccommerce.com

