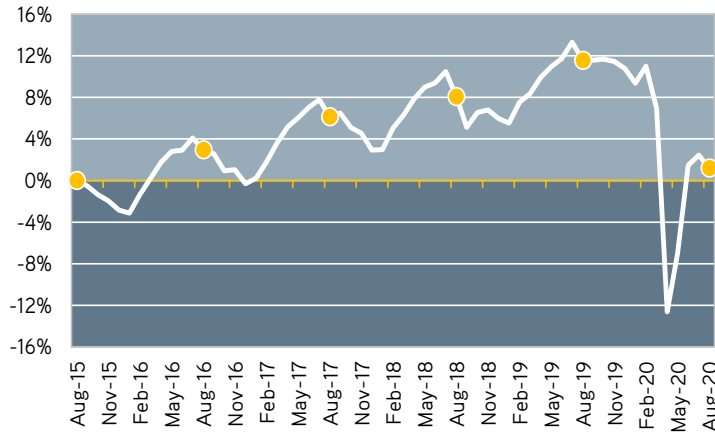


LABOR MARKET OVERVIEW

Regional Labor Market Snapshot

Change in Employment since 2015*



Capital Area Region

Source: LAUS, Labor & Economic Analysis, NC Dept. of Commerce

Trending

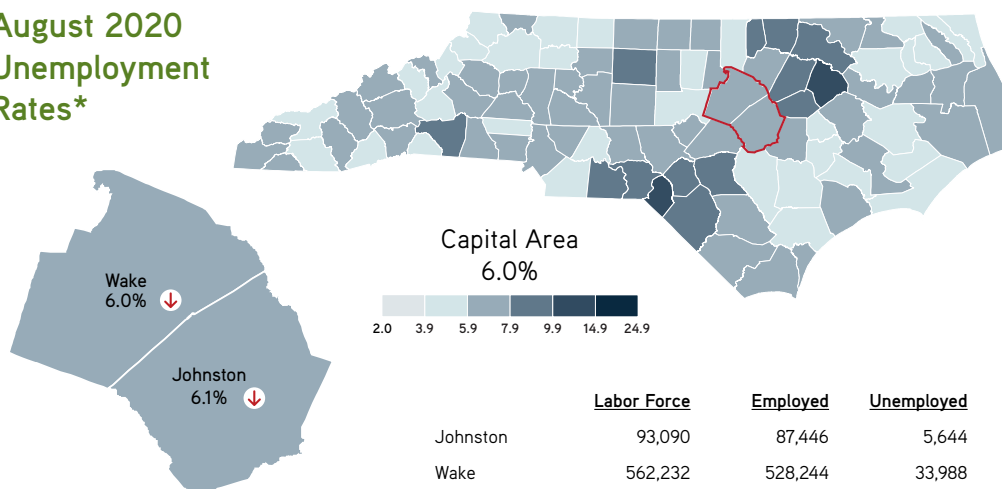
UNEMPLOYMENT*

August 2020

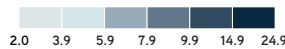
Capital Area Total = 39,632

	Current	Previous
Region	6.0%	7.9%
NC	6.8%	8.8%
US	8.5%	10.5%

August 2020 Unemployment Rates*



Capital Area
6.0%



	Labor Force	Employed	Unemployed
Johnston	93,090	87,446	5,644
Wake	562,232	528,244	33,988

REGIONAL EMPLOYMENT*

Capital Area Total = 615,690

5,443 Fewer People Working in August than previous month

62,465 Fewer People Working than same period one year ago

METRO JOB GROWTH*

Raleigh Total = 596,900

7,200 More Jobs in August than previous month

56,300 Fewer Jobs than same period one year ago

Who's Hiring

past 90 days from Sept. 19, 2020

WakeMed Health & Hospitals	561
Wake County Public School System	545
NC State University	359
Johnston County Public Schools	356
UNC Health Care System	338
UNC Rockingham Health Care	332
McDonald's Corporation	237
North Carolina State University	215

Source: DWS, NC Dept. of Commerce, NCWorks.gov

What Jobs

past 90 days from Sept. 19, 2020

Registered Nurses	764
Combined Food Prep. & Serving Workers	599
First-Line Supervisors, Food Prep.	566
Retail Salespersons	535
Customer Service Representatives	531
Computer Programmers	463
Cashiers	366
First-Line Supervisors, Retail	323

Source: DWS, NC Dept. of Commerce, NCWorks.gov

*August 2020 data are preliminary. Previous month's data are revised while all other data have undergone annual revision. All data produced in this publication are generated by LEAD unless otherwise stated. LEAD generated data are not seasonally adjusted.

This workforce product was funded by a grant awarded by the U.S. Department of Labor's Employment & Training Administration.

TAXABLE RETAIL SALES

Capital Area Total = \$2,150,207,517

10.3% Higher than same period one year ago

Source: NC Dept. of Revenue
Note: July 2020 data most current available at time of release.

ONLINE JOB ADS

51,299 Online Advertised Vacancies reported in July

6,113 Fewer Vacancies than same period one year ago

Source: LEAD/The Conference Board
Note: July 2020 data most current available at time of release.